


MACKAY SCHOOL DISTRICT #182

**Report on Audit of Basic Financial Statements,
Required Supplemental Information,
And Supplemental Information**


For The Year Ended June 30, 2019



MACKAY SCHOOL DISTRICT #182

Table of Contents

| | Page |
|---|-------|
| Independent Auditor's Report | 1-3 |
| Basic Financial Statements | |
| GOVERNMENT-WIDE FINANCIAL STATEMENTS | |
| Statement of Net Position | 4 |
| Statement of Activities | 5 |
| FUND FINANCIAL STATEMENTS | |
| Governmental Funds – Balance Sheet | 6 |
| Reconciliation of the Governmental Funds Balance Sheet to the Statement of Net Position | 7 |
| Governmental Funds – Statement of Revenues, Expenditures and Changes in Fund Balances | 8 |
| Reconciliation of the Statement of Revenues, Expenditures and Changes in Fund Balances of Governmental Funds to the Statement of Activities | 9 |
| Statement of Fiduciary Net Position | 10 |
| Notes to the Basic Financial Statements | 11-25 |
| Required Supplemental Information | |
| Schedule of Revenues, Expenditures and Changes in Fund Balances—Budget and Actual (Budgetary Basis) – General and Major Special Revenue Funds | 26-31 |
| Notes to the Required Supplemental Information | 32-33 |
| Supplemental Information | |
| Combining Balance Sheet – Non-Major Governmental (Special Revenue) Funds | 34-35 |
| Combining Statement of Revenues, Expenditures and Changes in Fund Balances – Non Major Governmental (Special Revenue) Funds | 36-37 |
| Student Activity Fiduciary Funds | 38 |
| INDEPENDENT AUDITOR'S REPORTS ON INTERNAL CONTROL AND ON COMPLIANCE | |
| Independent Auditor's Report on Internal Control Over Financial Reporting and on Compliance and Other Matters Based on an Audit of the Basic Financial Statements Performed in Accordance with <i>Government Auditing Standards</i> | 39-40 |



JENSEN POULSEN & COMPANY, PLLC

CERTIFIED PUBLIC ACCOUNTANTS

P.O. BOX 50700

185 S. CAPITAL

IDAHO FALLS, IDAHO 83405-0700

ERNEST M. JENSEN, M.B.A., C.P.A.

ROBERT B. POULSEN, C.P.A.

SHERI L. POULSEN, C.P.A.

TELEPHONE: (208) 522-2295

(208) 522-1330

FAX: (208) 522-2297

(208) 523-5699

INDEPENDENT AUDITOR'S REPORT

To the Board of Trustees
Mackay School District #182
Mackay, Idaho

We have audited the accompanying basic financial statements of the governmental activities, each major fund, and the aggregate remaining fund information of Mackay School District #182 as of and for the year ended June 30, 2019, and the related notes to the financial statements, which collectively comprise the Mackay School District #182's basic financial statements as listed in the table of contents.

Management's Responsibility of the Financial Statements

Management is responsible for the preparation and fair presentation of these financial statements in accordance with accounting principles generally accepted in the United States of America; this includes the design, implementation, and maintenance of internal control relevant to the preparation and fair presentation of the financial statements that are free from material misstatement, whether due to fraud or error.

Auditor's Responsibility


Our responsibility is to express opinions on these financial statements based on our audit. We conducted our audit in accordance with auditing standards generally accepted in the United States of America and the standards applicable to financial audits contained in *Government Auditing Standards*, issued by the Comptroller General of the United States. Those standards require that we plan and perform the audit to obtain reasonable assurance about whether the financial statements are free from material misstatement.

An audit involves performing procedures to obtain audit evidence about the amounts and disclosures in the financial statements. The procedures selected depend on the auditor's judgment, including the assessment of the risks of material misstatement of the financial statements, whether due to fraud or error. In making those risk assessments, the auditor considers internal control relevant to the entity's preparation and fair presentation of the financial statements in order to design audit procedures that are appropriate in the circumstances, but not the purpose of expressing an opinion of the effectiveness of the entity's internal control. Accordingly, we express no such opinion. An audit also includes evaluating the appropriateness of accounting policies used and the reasonableness of significant accounting estimates made by management, as well as evaluating the overall presentation of the financial statements.

We believe that the audit evidence we have obtained is sufficient and appropriate to provide a basis for our audit opinion.

Opinion

In our opinion, except for the effects of not implementing GASB #45 as discussed in the "Other Matters" paragraph, the financial statements referred to above present fairly, in all material respects, the respective financial position of the governments activities, each major fund, and the aggregate remaining fund information of Mackay School District #182, as of June 30, 2019, and the respective changes in financial position for the year then ended in accordance with accounting principles generally accepted in the United States of America.



Other Matters

Required Supplementary Information


Accounting principles generally accepted in the United States of America require that the management's discussion and analysis, budgetary comparison information, and schedules of pension related information on pages 26-31 be presented to supplement the basic financial statements. Such information, although not a part of the basic financial statements, is required by the Governmental Accounting Standards Board, who considers it to be an essential part of the financial reporting for placing the basic financial statements in an appropriate operational, economic, or historical context. We have applied certain limited procedures to the required supplementary information in accordance with auditing standards generally accepted in the United States of America, which consisted of inquiries of management about the methods of preparing the information and comparing the information for consistency with management's responses to our inquiries, the basic financial statements, and other knowledge we obtained during our audit of the basic financial statements. We do not express an opinion or provide any assurance of the information because the limited procedures do not provide us with sufficient evidence to express an opinion or provide any assurance.

Management has omitted the Management's Discussion and Analysis (MD&A) which is management's analysis of the District's financial activities based on currently known facts, decisions, or conditions, that accounting principles generally accepted in the United States of America requires to be presented to supplement the basic financial statements. Such missing information, although not a part of the basic financial statements, is required by the Governmental Accounting Standards Board who considers it to be an essential part of financial reporting for placing the basic financial statements in an appropriate operational, economic, or historical context. Our opinion on the basic financial statements is not affected by this missing information.

Other Information

Our audit was conducted for the purpose of forming opinions on the financial statements that collectively comprise of Mackay School District #182's basic financial statements. The combining and individual nonmajor fund financial statements and the schedule of changes in student activity funds are presented for purposes of additional analysis and are not a required part of the basic financial statements. The combining and individual nonmajor fund financial statements and the schedule of changes in student activity funds are the responsibility of management and were derived from and relate directly to the underlying account and other records used to prepare the basic financial statements. Such information has been subjected to the auditing procedures applied in the audit of the basic financial statements and certain additional procedures, including comparing and reconciling such information directly to the underlying accounting and other records used to prepare the basic financial statements or to the basic financial statements themselves, and other additional procedures in accordance with auditing standards generally accepted in the United States of America. In our opinion, the combining and individual nonmajor fund financial statements are fairly stated, in all material respects, in relation to the basic financial statements as a whole.

As discussed in Note 16 to the financial statements, management of the District has not implemented the requirements of GASB Statement No. 45 and has not determined the District's annual other postemployment benefit (OPEB) obligation cost and net OPEB obligation. Accounting principles generally accepted in the United States of America require that such costs and obligations, which would increase the liabilities and change the expenditures in the Statement of Net Position and the Statement of Activities, respectively. The amount by which this departure would affect the liabilities and expenditures of the District's Government-wide Financial Statement is not reasonably determinable.




Report on Other Legal and Regulatory Requirements

In accordance with *Government Auditing Standards*, we have also issued our report dated August 27, 2019 on our consideration of the District's internal control over financial reporting and on our tests of its compliance with certain provisions of laws, regulations, contracts, and grant agreements and other matters. The purpose of that report is to describe the scope of our testing of internal control over financial reporting and compliance and the results of that testing, and not to provide an opinion on the internal control over financial reporting or on compliance. That report is an integral part of an audit performed in accordance with *Government Auditing Standards* and should be considered in assessing the results of our audit.

Jensen Poulsen & Company, PLLC

JENSEN POULSEN & COMPANY, PLLC
Certified Public Accountants


Idaho Falls, ID
August 27, 2019



MACKAY SCHOOL DISTRICT #182
STATEMENT OF NET POSITION
June 30, 2019

| | GOVERNMENTAL ACTIVITIES |
|---|------------------------------------|
| ASSETS | |
| Cash | \$ 3,318,042 |
| State and federal receivables (net) | 126,193 |
| Property taxes receivable | 52,811 |
| Capital assets, net of depreciation | 3,346,827 |
| Total assets | \$ 6,843,873 |
| DEFERRED OUTFLOWS OF RESOURCES | |
| Pension deferred outflows | \$ 345,394 |
| Unspent grant allocation | 61,824 |
| Total deferred outflows of resources | \$ 407,218 |
| TOTAL ASSETS AND DEFERRED OUTFLOWS | \$ 7,251,091 |
| LIABILITIES | |
| Accounts payable | \$ 90,566 |
| Salaries and benefits payable | 179,961 |
| Compensated absences | 513 |
| Net pension liability | 58,126 |
| Total liabilities | \$ 329,166 |
| DEFERRED INFLOWS OF RESOURCES | |
| Pension deferred inflows | \$ 93,147 |
| Unspent grant allocation | 61,824 |
| Total deferred inflows of resources | \$ 154,971 |
| NET POSITION | |
| Investment in capital assets | \$ 3,346,827 |
| Restricted for: | |
| Special programs | 1,588,984 |
| Capital projects | 773,754 |
| Unrestricted | 1,057,389 |
| Total net position | \$ 6,766,954 |
| TOTAL LIABILITIES, DEFERRED INFLOWS AND NET POSITION | \$ 7,251,091 |


The notes to the financial statements are an integral part of this statement.



MACKAY SCHOOL DISTRICT #182
STATEMENT OF ACTIVITIES
For Year Ended June 30, 2019

| FUNCTIONS/PROGRAMS | PROGRAM REVENUES | | | | NET (EXPENSE) REVENUE AND CHANGES IN NET POSITION |
|--|---------------------|-------------------------|--|--|--|
| | EXPENSES | CHARGES FOR SERVICES | OPERATING GRANTS AND CONTRIBUTIONS | CAPITAL GRANTS AND CONTRIBUTIONS | |
| <i>Governmental activities:</i> | | | | | |
| Instructions: | | | | | |
| Elementary programs | 620,505 | | \$ 145,719 | | \$ (474,786) |
| Secondary/alternative programs | 630,486 | | 135,144 | | (495,342) |
| Exceptional/preschool programs | 119,193 | | 38,386 | | (80,807) |
| Other instructional programs | 30,979 | | 3,960 | | (27,019) |
| Support services: | | | | | |
| Student services | 14,857 | | | | (14,857) |
| Educational media | 47,259 | | | | (47,259) |
| School administration | 159,208 | | | | (159,208) |
| Administration | 126,905 | | | | (126,905) |
| Plant services | 268,258 | | 7,083 | | (261,175) |
| Pupil transportation | 241,251 | | - | | (241,251) |
| Food services | 81,239 | 19,765 | 40,612 | | (20,862) |
| Total Governmental Activities | <u>\$ 2,340,140</u> | <u>\$ 19,765</u> | <u>\$ 370,904</u> | <u>\$ -</u> | <u>(1,949,471)</u> |
| General revenues: | | | | | |
| Taxes: | | | | | |
| Property taxes, levied for general purposes | | | | | 91,354 |
| Property taxes, levied for capital projects | | | | | 124,998 |
| State revenue in lieu of taxes | | | | | 8,927 |
| Grants and contributions not restricted to specific programs | | | | | |
| Foundation program | | | | | 1,873,374 |
| Federal forest lands | | | | | 138,316 |
| Other state revenue | | | | | 44,748 |
| Interest and investment earnings | | | | | 23,274 |
| Miscellaneous revenue | | | | | 118,357 |
| Net pension revenue(expense) | | | | | (79,151) |
| Total general revenues and special items | | | | | <u>2,344,197</u> |
| Changes in net position | | | | | <u>394,726</u> |
| Net position - beginning | | | | | 6,372,228 |
| Net position - ending | | | | | <u>\$ 6,766,954</u> |

The notes to the financial statements are an integral part of this statement.



MACKAY SCHOOL DISTRICT #182
GOVERNMENTAL FUNDS
BALANCE SHEET
June 30, 2019

| | General | Food Service | Plant Facilities | Federal Forest Reserve | Non Major Funds | Total Governmental Funds |
|---------------------------|---------------------|-----------------|---------------------|------------------------------|--------------------|--------------------------------|
| ASSETS | | | | | | |
| Cash..... | \$ 1,040,143 | \$ - | \$ 749,874 | \$ 1,304,420 | \$ 223,605 | \$ 3,318,042 |
| Tax receivable..... | 21,187 | - | 31,624 | - | - | 52,811 |
| Other receivable..... | 65,806 | - | - | - | 60,387 | 126,193 |
| Interfund receivable..... | 4,162 | - | - | - | - | 4,162 |
| Total assets..... | <u>\$ 1,131,298</u> | <u>\$ -</u> | <u>\$ 781,498</u> | <u>\$ 1,304,420</u> | <u>\$ 283,992</u> | <u>\$ 3,501,208</u> |

LIABILITIES AND FUND BALANCE


LIABILITIES

| | | | | | | |
|----------------------------|-------------------|-------------|------------------|-------------|------------------|-------------------|
| Accounts payable..... | \$ 75,611 | \$ - | \$ 7,744 | \$ - | \$ 7,211 | \$ 90,566 |
| Salaries payable..... | 139,838 | - | - | - | 3,483 | 143,321 |
| Benefits payable..... | 35,917 | - | - | - | 723 | 36,640 |
| Interfund payable..... | - | - | - | - | 4,162 | 4,162 |
| Deferred tax revenues..... | 4,703 | - | 6,994 | - | - | 11,697 |
| Total liabilities..... | <u>\$ 256,069</u> | <u>\$ -</u> | <u>\$ 14,738</u> | <u>\$ -</u> | <u>\$ 15,579</u> | <u>\$ 286,386</u> |

FUND BALANCE

| | | | | | | |
|--|---------------------|-------------|-------------------|---------------------|-------------------|---------------------|
| Nonspendable..... | \$ - | \$ - | \$ - | \$ - | \$ - | \$ - |
| Restricted..... | 16,151 | - | 766,760 | 1,304,420 | 268,413 | 2,355,744 |
| Committed..... | - | - | - | - | - | - |
| Assigned..... | - | - | - | - | - | - |
| Unassigned..... | 859,078 | - | - | - | - | 859,078 |
| Total fund balance..... | <u>\$ 875,229</u> | <u>\$ -</u> | <u>\$ 766,760</u> | <u>\$ 1,304,420</u> | <u>\$ 268,413</u> | <u>\$ 3,214,822</u> |
| Total liabilities and fund balance..... | <u>\$ 1,131,298</u> | <u>\$ -</u> | <u>\$ 781,498</u> | <u>\$ 1,304,420</u> | <u>\$ 283,992</u> | <u>\$ 3,501,208</u> |

The notes to the financial statements are an integral part of this statement.



MACKAY SCHOOL DISTRICT #182
RECONCILIATION OF THE GOVERNMENTAL FUNDS
BALANCE SHEET TO THE STATEMENT OF NET POSITION
June 30, 2019


| | | |
|--|--------------------|----------------------------|
| Total fund balances - governmental funds | | \$ 3,214,822 |
| <p>The cost of capital assets (land, buildings, furniture, and equipment) purchased or constructed is reported as an expenditure in governmental funds. The Statement of Net Position includes those capital assets among the assets of the District as a whole. The cost of those capital assets is allocated over their estimated useful lives (as depreciation expense) to the various programs reported as governmental activities in the Statement of Activities. Because depreciation expense does not affect financial resources, it is not reported in government funds.</p> | | |
| Cost of capital assets | \$ 7,753,555 | |
| Depreciation expense to date | <u>(4,406,728)</u> | 3,346,827 |
| <p>Property taxes received that are not available to pay for current period expenditures are deferred in the funds.</p> | | |
| | | 11,697 |
| <p>Some expenses reported in the Statement of Activities do not require the use of current financial resources and therefore are not reported as expenditures in governmental funds.</p> | | |
| Compensated absences - 2019 | | (513) |
| <p>GASB 68 requires the accrual of net pension assets and liabilities and the deferred inflows and outflows of resources related thereto.</p> | | |
| Deferred outflows of resources | 345,394 | |
| Deferred inflows of resources | (93,147) | |
| Current change in net pension liability | <u>(58,126)</u> | <u>194,121</u> |
| Net Position of Governmental Activities | | <u><u>\$ 6,766,954</u></u> |

The notes to the financial statements are an integral part of this statement.

MACKAY SCHOOL DISTRICT #182
GOVERNMENTAL FUNDS
STATEMENT OF REVENUES, EXPENDITURES,
AND CHANGES IN FUND BALANCE
For Year Ended June 30, 2019

| | Governmental Fund Types | | | | | |
|---|-------------------------|--------------|------------------|------------------------|-----------------|-------------------|
| | General | Food Service | Plant Facilities | Federal Forest Reserve | Non Major Funds | Total Gov't Funds |
| REVENUES: | | | | | | |
| Local revenues: | | | | | | |
| Property taxes..... | \$ 91,308 | \$ - | \$ 124,566 | \$ - | \$ - | \$ 215,874 |
| Earnings on investments..... | 4,774 | - | 2,684 | 15,816 | - | 23,274 |
| Other..... | 30,205 | 19,765 | 7,083 | - | 53,917 | 110,970 |
| State revenue..... | 1,969,685 | - | 26,748 | - | 131,730 | 2,128,163 |
| Federal revenue..... | 29,697 | 40,612 | - | 138,316 | 126,632 | 335,257 |
| Total revenue..... | 2,125,669 | 60,377 | 161,081 | 154,132 | 312,279 | 2,813,538 |
| EXPENDITURES: | | | | | | |
| Instructional: | | | | | | |
| Elementary school program..... | 498,507 | - | - | - | 128,293 | 626,800 |
| Secondary school program..... | 579,887 | - | - | - | 122,902 | 702,789 |
| Exceptional school program..... | 76,229 | - | - | - | - | 76,229 |
| Preschool school program..... | 27,391 | - | - | - | - | 27,391 |
| School activity program..... | 30,979 | - | - | - | - | 30,979 |
| Total instructional..... | 1,212,993 | - | - | - | 251,194 | 1,464,187 |
| Support Services: | | | | | | |
| Attendance and guidance..... | 11,554 | - | - | - | - | 11,554 |
| Educational media program..... | 18,738 | - | - | - | - | 18,738 |
| School administration program..... | 166,590 | - | - | - | - | 166,590 |
| Administration..... | 109,311 | - | - | - | 6,334 | 115,645 |
| Maintenance and improvements: | | | | | | |
| buildings, grounds, and equipment..... | 330,376 | - | 15,620 | - | - | 345,996 |
| Pupil transportation..... | 189,102 | - | - | - | - | 189,102 |
| Total support services..... | 825,671 | - | 15,620 | - | 6,334 | 847,625 |
| Food service program..... | 5,397 | 75,842 | - | - | - | 81,239 |
| Capital assets..... | - | - | 19,957 | - | 36,301 | 56,258 |
| Total expenditures..... | 2,044,061 | 75,842 | 35,577 | - | 293,829 | 2,449,309 |
| Excess (deficiency) of revenues over (under) expenditures..... | 81,608 | (15,465) | 125,504 | 154,132 | 18,450 | 364,229 |
| OTHER FINANCING SOURCES (USES): | | | | | | |
| Net transfer in (out)..... | (47,322) | 3,395 | 32,927 | - | 11,000 | - |
| Excess (deficiency) of revenues and other financing sources over (under) expenditures and other financing sources (uses)..... | 34,286 | (12,070) | 158,431 | 154,132 | 29,450 | 364,229 |
| FUND BALANCE: | | | | | | |
| Beginning balance..... | 840,943 | 12,070 | 608,329 | 1,150,288 | 238,963 | 2,850,593 |
| Ending balance..... | \$ 875,229 | \$ - | \$ 766,760 | \$ 1,304,420 | \$ 268,413 | \$ 3,214,822 |

The notes to the financial statements are an integral part of this statement.



MACKAY SCHOOL DISTRICT #182
RECONCILIATION OF THE STATEMENT OF REVENUES, EXPENDITURES
AND CHANGES IN FUND BALANCES OF GOVERNMENTAL FUNDS TO
THE STATEMENT OF ACTIVITIES
For the Year Ended June 30, 2019

| | | |
|---|-----------|----------------|
| Net Change in Fund Balances - Total Governmental Funds | \$ | 364,229 |
|---|-----------|----------------|

Amounts reported for governmental activities in the statement of activities are different because:

Governmental funds report capital outlays as expenditures. However, in the statement of activities, the cost of those assets is allocated over their estimated useful lives as depreciation expense. This is excess of capital outlays over (under) depreciation expense in the current period.

| | | |
|----------------------|------------------|----------|
| Capitalized assets | 181,462 | |
| Depreciation expense | <u>(208,193)</u> | (26,731) |

Property tax revenues are deferred and not recognized in the funds until they are available to pay for current period expenditures. In the statement of activities, however, they are recognized when levied.

This is the difference between the amount deferred at the beginning and end of the current period.

| | | |
|-------------------------|-----------------|-----|
| Deferred revenue - 2019 | 11,697 | |
| Deferred revenue - 2018 | <u>(11,219)</u> | 478 |

Change in long-term liabilities are not due and payable in the current period and therefore are not reported in the funds.

171

GASB 68 requires the calculation of net pension revenue/(expense), and the deferral of current contributions

| | | |
|--|-----------------|---------------|
| Current contributions (measurement deferral) | 135,730 | |
| Net pension income (expense) | <u>(79,151)</u> | <u>56,579</u> |

| | | |
|--|-----------|-----------------------|
| Change in Net Position of Governmental Activities | \$ | <u>394,726</u> |
|--|-----------|-----------------------|

The notes to the financial statements are an integral part of this statement.

MACKAY SCHOOL DISTRICT #182
STATEMENT OF FIDUCIARY NET POSITION
June 30, 2019

ASSETS

| | | |
|--------------|----|-------------|
| Cash in Bank | \$ | 84,635 |
| | | <hr/> |
| Total assets | \$ | 84,635 |
| | | <hr/> <hr/> |


LIABILITIES AND NET POSITION

Liabilities

| | | |
|-----------------------|----|-------------|
| Due to Student Groups | \$ | 84,635 |
| Total liabilities | | 84,635 |
| | | <hr/> <hr/> |

| | | |
|---------------------------|----|-------------|
| Total Net Position | \$ | - |
| | | <hr/> <hr/> |

The notes to the financial statements are an integral part of this statement.



MACKAY SCHOOL DISTRICT #182

Notes to the Basic Financial Statements For the Year Ended June 30, 2019

NOTE 1 SUMMARY OF SIGNIFICANT ACCOUNTING POLICIES

The financial statements of Mackay School District #182 have been prepared in conformity with accounting principles generally accepted in the United States of America as applied to school districts. The significant accounting policies of the District are described below.

A. Reporting Entity

Mackay School District #182 provides public school educational services as authorized by Section 33 of the Idaho Code. The District's boundaries for taxing and school enrollment purposes are located within Butte and Custer Counties.

Factors used in defining the reporting entity are as follows: Mackay School District #182 was established under the laws of the State of Idaho which designates the Board of Trustees as the governing authority. Members of the Board of Trustees are elected by the public. The Board of Trustees has control over the superintendent and management, and also has the authority to purchase equipment and other capital assets, and to levy taxes. The Board of Trustees has the power to establish annual budgets subject to public input from patrons, is responsible for funding deficits and operating deficiencies, and has the authority to borrow funds or issue bonded indebtedness.

The conclusion formed based on the above criteria is that Mackay School District #182 is an independent school district in the State of Idaho, operating under an autonomous Board of Trustees constituting a Local Educational Agency form of government.


In the evaluation of how to define the District for the financial reporting purposes, management has considered all potential component units. The decision to include a potential component unit in the reporting entity was made using criteria set forth in the accounting principles generally accepted in the United States of America. All funds and activities of Mackay School District #182 are included in the basic financial statements. Using the above criteria, the District has no component units.

B. Basis of Presentation, Basis of Accounting

Basis of Presentation

Government-wide Statements: The statement of net position and the statement of activities display information about the school district. These statements include the financial activities of the overall government, except fiduciary activities. Eliminations have been made to minimize the double-counting of internal balances and transfers. These statements distinguish between the *governmental* and *business-type activities* of the District. Governmental activities are generally financed through taxes, intergovernmental revenues, and other non-exchange transactions. Business-type activities are financed in whole or in part by fees charged to external parties. All of the districts activities are classified as governmental activities. No fiduciary funds are included in the *government-wide statements*.

The statement of activities presents a comparison between direct expenses and program revenues for the different business-type activities and for each function of the District's governmental activities. Direct expenses are those that are specifically associated with a program or function and, therefore, are clearly identifiable to a particular function.



MACKAY SCHOOL DISTRICT #182

Notes to the Basic Financial Statements
For the Year Ended June 30, 2019

NOTE 1 SUMMARY OF SIGNIFICANT ACCOUNTING POLICIES, Continued

B. Basis of Presentation, Basis of Accounting, continued

Basis of Presentation, continued

Indirect expense allocations that have been made in the funds have been reversed for the statement of activities. Programs revenues include (a) fees, fines, and charges paid by the recipients of goods or services offered by the programs and (b) grants and contributions that are restricted to meeting the operational or capital requirements of a particular program. Revenues that are not classified as program revenues, including all taxes, are presented as general revenues.

Fund Financial Statements: The fund financial statements provide information about the District's funds, including its fiduciary funds. Separate statements for each fund category—*governmental* and *fiduciary*—are presented. The emphasis of fund financial statements is on major governmental and enterprise funds, each displayed in a separate column. All remaining governmental and enterprise funds are aggregated and reported as nonmajor funds.

Proprietary fund operating revenues, such as charges for services, result from exchange transactions associated with the principal activity of the fund. Exchange transactions are those in which each party receives and gives up essentially equal values. Nonoperating revenues, such as subsidies and investment earnings, result from nonexchange transactions or ancillary activities.

The District reports expenditures in accordance with the State Department of Education's "Idaho Financial Accounting Reporting Management System" (IFARMS). IFARMS categorizes all expenditures by function, program, and object. Accordingly, there is no allocation of indirect costs.

The district reports the following major governmental funds:

General Fund

The General Fund is the general operating fund of the School District. It is used to account for all financial resources except those required to be accounted for in another fund. Thus, it is always considered a major governmental fund.

Food Service Fund


The Food Service Fund accounts for all revenues and expenditures related to child nutrition within the district.

Plant Facilities Fund

The Plant Facilities Fund accounts for capital acquisitions and improvements to the School District. It is always considered a major governmental fund.

Federal Forest Fund

The Federal Forest Fund accounts for all federal forest revenues and any expenditures made out of this fund.



MACKAY SCHOOL DISTRICT #182

Notes to the Basic Financial Statements
For the Year Ended June 30, 2019

NOTE 1 SUMMARY OF SIGNIFICANT ACCOUNTING POLICIES, Continued

B. Basis of Presentation, Basis of Accounting, continued

Basis of Presentation, continued

School Maintenance Fund

The School Maintenance Fund accounts for all state assistance and expenditures related to the building and maintaining of school properties.

The District reports the following fund types:

Agency Funds


These funds account for the monies held on behalf of student groups and organizations.

Measurement Focus, Basis of Accounting

Government-wide and Fiduciary Fund Financial Statements. The government-wide and fiduciary fund financial statements are reported using the economic resources management focus. The government-wide fund financial statements are reported using the accrual basis of accounting. Revenues are recorded when earned and expenses are recorded at the time liabilities are incurred, regardless of when the related cash flows take place. Nonexchange transactions, in which the District gives (or receives) value without receiving (or giving) equal value in exchange, include property taxes, grants, entitlements, and donations. On an accrual basis, revenue from property taxes is recognized in the fiscal year for which the taxes are levied. Revenue from grants, entitlements, and donations are recognized in the fiscal year in which all eligibility requirements have been satisfied.

Governmental Fund Financial Statements. Governmental funds are reported using the current financial resources measurement focus and the modified accrual basis of accounting. Under this method, revenues are recognized when measurable and available. The District considers all revenues reported in the governmental funds to be available if the revenues are collected within sixty days after year end. Property taxes, sales tax, franchise taxes, licenses, and interest are considered to be susceptible to accrual. Expenditures are recorded when the related fund liability is incurred, except for principal and interest on general long-term debt, claims and judgments, and compensated absences, which are recognized as expenditures to the extent they have matured. General capital asset acquisitions are reported as expenditures in governmental funds. Proceeds of general long term debt and acquisitions under capital leases are reported as other financing sources.

Under the terms of grant agreements, the District funds certain programs by a combination of specific cost-reimbursement grants and general revenues. Thus, when program expenses are incurred, there are both restricted and unrestricted net assets available to finance the program. It is the District's policy to first apply cost reimbursement grant resources to such programs, followed by general revenues.



MACKAY SCHOOL DISTRICT #182

Notes to the Basic Financial Statements For the Year Ended June 30, 2019

NOTE 1 SUMMARY OF SIGNIFICANT ACCOUNTING POLICIES, Continued

B. Basis of Presentation, Basis of Accounting, continued

Measurement Focus, Basis of Accounting, continued

The District reports deferred revenue on its governmental funds balance sheet. Deferred revenues arise when potential revenue does not meet both the "measurable" and "available" criteria for recognition in the current period. In subsequent periods, when both revenue recognition criteria are met, the revenue is recognized. Additionally, for both government-wide and fund financial statements, certain grant revenues are only recognized to the extent they have been used for qualifying expenditures; any excess revenues are thus reported as deferred revenue.

All governmental, business-type, and enterprise funds of the Mackay School District #182 follow FASB Statements and Interpretations issued on or after November 30, 1989, Accounting Principles Board Opinions, and Accounting Research Bulletins, unless those pronouncements conflict with GASB pronouncements.

The District does not maintain an encumbrance system, but exercises control, in lieu of encumbrance, through the administration of the budget process.

C. Cash and Investments


The District pools cash of all governmental fund types into a common bank account. The accounting records of each fund reflect the equity in pooled cash. The District considers cash and cash equivalents to be all checking and savings accounts held in their name.

D. Property Taxes

In accordance with Idaho law, ad valorem property taxes are levied in September for each calendar year. Levies are made on or before the 2nd Monday of September. One-half of the property taxes are due on or before the 20th of December. The remaining one-half is due on or before June 20th of the following year. A lien is filed on real property three years from the date of delinquency. Butte and Custer Counties bill and collect property taxes for the District.

E. Inventories

The District normally has unused janitorial and food service supplies including food stock on hand at year end. The remaining janitorial supplies, food service supplies, and food stock are deemed immaterial in dollar amount and therefore are not valued or accounted for in the financial statements.



MACKAY SCHOOL DISTRICT #182

Notes to the Basic Financial Statements For the Year Ended June 30, 2019

NOTE 1 SUMMARY OF SIGNIFICANT ACCOUNTING POLICIES, Continued

F. Capital Assets and Depreciation

Capital assets purchased or acquired with an original cost of \$3,000 or more are reported at historical cost or estimated historical cost. Contributed assets are reported at fair market value as of the date received. Additions, improvements and other capital outlays that significantly extend the useful life of an asset are capitalized. Other costs incurred for repairs and maintenance are expensed as incurred. Mackay School District # 182 is a Phase III government meaning that they are not required to report infrastructure. Depreciation on all assets (exclusive of land) is provided on the straight-line (SL) method over the following estimated useful lives:

| | |
|---|-------------|
| Computer equipment (SL method) | 5 years |
| Equipment, furniture and fixtures (SL method) | 10-20 years |
| Buildings (SL method) | 50-99 years |

G. Net Position

Net position is the difference between assets and liabilities. Net assets invested in capital assets, net of related debt, are capital assets, less accumulated depreciation and any outstanding debt related to the acquisition and construction of improvements of those assets. Net assets are reported as restricted when there are legal limitations that are imposed on their use by the District, or external restrictions by other governments, creditors, grantors or enabling legislation. In Mackay School District there are restrictions of \$773,754 in the capital projects fund and \$1,588,984 in the Other Special Program funds. When expenses are incurred for purposes for which both restricted and unrestricted net assets are available, restricted resources are applied first.

H. Fund Balance Reserves

The five categories of fund balance are nonspendable, restricted, committed, assigned, and unassigned. For the year ended June 30, 2019, the District had fund balances which were restricted and unassigned of \$2,355,744 and \$859,078 respectively. Restricted funds are those which are constrained to being used for a specific purpose by external parties, constitutional provisions, or enabling legislation. Unassigned funds are those which are available for any purpose.

I. Teachers Contracts

Contracts for teachers' salaries are payable in twelve monthly installments beginning in September. At June 30, the liability for the remaining two months of the current contracts and associated contracted benefits is accrued.

J. Nonmonetary Transactions

Items received via federal Food Commodities Program are recognized at their stated fair market value of \$7,112.

MACKAY SCHOOL DISTRICT #182

Notes to the Basic Financial Statements For the Year Ended June 30, 2019

NOTE 1 SUMMARY OF SIGNIFICANT ACCOUNTING POLICIES, Continued

K. Risk Management

The district is exposed to a considerable number of risks of loss including but not limited to a) damage to and loss of property and contents, b) employee torts, c) professional liabilities, i.e. errors and omissions, d) environmental damage, e) workers compensation, i.e. employee injuries and f) medical insurance costs of its employees. Commercial insurance policies transferring the risk of loss, but for a relatively small deductible amount, are purchased for property and content damage, employee's torts and professional liabilities. Settlement claims resulting from these risks have not exceeded the insurance deductible provided for in the last three years.

L. Estimates

The preparation of financial statements in conformity with generally accepted accounting principles requires the District to make estimates and assumptions that affect the reported amounts of assets and liabilities, the disclosure of contingent assets and liabilities at the date of the financial statements, and the reported amounts of revenues and expenditures during the reporting period. Actual results could differ from those estimates.


M. Pensions

For purposes of measuring the net pension liability and pension expense, information about the fiduciary net position of the Public Employee Retirement System of Idaho Base Plan (Base Plan) and additions to/deductions from Base Plan's fiduciary net position have been determined on the same basis as they are reported by the Base Plan. For this purpose, benefit payments (including refunds of employee contributions) are recognized when due and payable in accordance with the benefit terms. Investments are reported at fair value.

NOTE 2 CASH AND INVESTMENTS

Cash and investments for all funds consist of the following at year end:

| <u>Financial Institution</u> | <u>Bank Balance</u> | <u>Book Balance</u> | <u>FDIC/NCUA Insured</u> | <u>Uninsured</u> |
|--------------------------------------|-------------------------|-------------------------|------------------------------|---------------------|
| Ireland Bank | | | | |
| Checking | \$120,161 | \$ 92,233 | \$ - | \$ 120,161 |
| Savings | 2,433,795 | 2,433,795 | 250,000 | 2,183,795 |
| High School | 52,486 | 41,790 | - | 52,486 |
| Mackay Elementary School | 16,669 | 16,640 | - | 16,669 |
| Mackay Surplus Property Savings | 2,614 | 2,614 | - | 2,614 |
| Mackay Surplus Property Checking | 29,264 | 17,989 | - | 29,264 |
| Mackay Surplus Property CD | <u>5,602</u> | <u>5,602</u> | <u>-</u> | <u>5,602</u> |
| Total Ireland Bank | \$ 2,660,591 | \$ 2,610,663 | \$ 250,000 | \$ 2,410,591 |
| US Bank: | | | | |
| CD's | \$ 361,213 | \$ 361,213 | \$ 250,000 | \$ 111,213 |
| Mountain America Credit Union | | | | |
| CD's | \$ 430,552 | \$ 430,552 | \$ 250,000 | \$ 180,552 |
| Petty Cash | <u>-</u> | <u>250</u> | <u>-</u> | <u>250</u> |
| Grand Total | \$ 3,452,356 | \$ 3,402,678 | \$ 750,000 | \$ 2,702,606 |



MACKAY SCHOOL DISTRICT #182

Notes to the Basic Financial Statements For the Year Ended June 30, 2019

NOTE 2 CASH AND INVESTMENTS, continued

Custodial credit risk is the risk that, in the event of a bank failure, the district's deposits may not be returned to it. The district does not have a deposit policy for custodial credit risk. As of June 30, 2019, \$2,702,606 of the district's bank balance of \$3,452,356 was exposed to custodial credit risk.

Investments

Idaho statutes authorize school districts to invest in obligations of the United States Treasury, agencies and instrumentalities of the United States, repurchase agreements, interest-bearing bonds of any city, county, school district or municipality in Idaho, tax anticipation notes, time deposit accounts in state depositories, accounts in financial institutions, and the State of Idaho's Local Government Investment Pool. The District's investment policy complies with state statutes.


The Local Government Investment Pool is managed by the State of Idaho Treasurer's office. The funds of the pool are invested in certificates of deposit, repurchase agreements, and U. S. government securities. The certificates of deposits are federally insured. The U. S. government securities and the collateral for the repurchase agreement are held in trust by a safekeeping bank. Interest income earned on pooled investments is allocated to the various funds of the District in proportion to each fund's respective investment balances. At June 30, 2019, the District did not hold any funds at the Local Government Investment Pool.

Statement 40 of the Government Accounting Standards Board requires government entities to disclose the level of credit risk, concentration of credit risk, interest rate risk, and foreign currency risk assumed on deposit and investment balances. All of the District's deposits were held in checking and savings accounts at banking institutions. They had no investments which require disclosure under GASB No. 40.

NOTE 3 RECEIVABLES

Receivables at year end consist of the following:

| | <u>General Fund</u> | <u>Special Revenue Fund</u> | <u>Plant Facilities Fund</u> |
|----------------------|---------------------|---------------------------------|----------------------------------|
| Local Sources | | | |
| Local Taxes | \$ 21,187 | | \$ 31,624 |
| State Sources | | | |
| Foundation Program | \$ 63,496 | \$ - | |
| Special Programs | 2,310 | 60,387 | |
| Total State | <u>\$ 65,806</u> | <u>\$ 60,387</u> | |



MACKAY SCHOOL DISTRICT #182

**Notes to the Basic Financial Statements
For the Year Ended June 30, 2019**

NOTE 4 INTERFUND TRANSACTIONS

Interfund Receivables/Payables

There were the following interfund receivable and payable balances at the fiscal year end:

| Major Funds | <u>Interfund Receivables</u> | <u>Interfund Payables</u> |
|------------------------|-------------------------------------|----------------------------------|
| General Fund | 4,162 | |
| Non Major Funds | | 4,162 |

The interfund receivables and payables are the result of individual fund cash overdrafts.

Interfund Transfers


The District has the following interfund operating transfers at June 30, 2019:

| Funds: | <u>Transfers In</u> | <u>Transfers Out</u> |
|---|----------------------------|-----------------------------|
| General Fund | \$ - | \$ 47,322 |
| Grant Funds | 6,000 | - |
| School Bldg Maintenance-Student Occupied Fund | 5,000 | - |
| Food Service | 3,395 | - |
| Plant Facilities Fund | 32,927 | - |
| Total | <u>\$ 47,322</u> | <u>\$ 47,322</u> |

NOTE 5 CAPITAL ASSETS

Capital asset activity for the year ended June 30, 2019 is as follows:

| | <u>Balance 7-1-18</u> | <u>Capital Acquisitions</u> | <u>Sales & Other Dispositions</u> | <u>Balance 06-30-19</u> |
|---------------------------------|----------------------------------|--|--|------------------------------------|
| Non-depreciable Assets | | | | |
| Land | \$ 1,000 | \$ - | \$ - | \$ 1,000 |
| Depreciable Assets | | | | |
| Buildings/Sites | 5,060,706 | 88,890 | - | 5,149,596 |
| Equip, Furniture, & Fixtures | 1,741,104 | 67,818 | - | 1,808,922 |
| Transportation Equipment | 769,284 | 24,753 | - | 794,037 |
| Total depreciable assets | <u>\$ 7,572,094</u> | <u>\$ 181,461</u> | <u>\$ -</u> | <u>\$ 7,753,555</u> |
| Accumulated Depreciation | | | | |
| Buildings/Sites | \$ 2,197,630 | \$ 87,379 | - | \$ 2,285,009 |
| Equip, Furniture, & Fixtures | 1,455,830 | 68,665 | - | 1,524,495 |
| Transportation Equipment | 545,075 | 52,149 | - | 597,224 |
| Total | <u>4,198,535</u> | <u>208,193</u> | <u>-</u> | <u>4,406,728</u> |
| Net Capital Assets | <u>\$ 3,373,559</u> | <u>\$ (26,732)</u> | <u>\$ -</u> | <u>\$ 3,346,827</u> |



MACKAY SCHOOL DISTRICT #182

**Notes to the Basic Financial Statements
For the Year Ended June 30, 2019**

NOTE 5 CAPITAL ASSETS, continued

Depreciation expense was charged to functions as follows:

| | |
|-----------------------|------------------|
| Elementary | \$ 62,418 |
| Secondary | 62,418 |
| Plant Services | 15,604 |
| Transportation | 15,604 |
| School Administration | 52,149 |
| Total | <u>\$208,193</u> |

NOTE 6 PENSION PLAN

Plan Description

The Mackay School District contributes to the Base Plan which is a cost-sharing multiple-employer defined benefit pension plan administered by Public Employee Retirement System of Idaho (PERSI or System) that covers substantially all employees of the State of Idaho, its agencies and various participating political subdivisions. The cost to administer the plan is financed through the contributions and investment earnings of the plan. PERSI issues a publicly available financial report that includes financial statements and the required supplementary information for PERSI. That report may be obtained on the PERSI website at www.persi.idaho.gov.

Responsibility for administration of the Base Plan is assigned to the Board comprised of five members appointed by the Governor and confirmed by the Idaho Senate. State law requires that two members of the Board be active Base Plan members with at least ten years of service and three members who are Idaho citizens not members of the Base Plan except by reason of having served on the Board.

Pension Benefits

The Base Plan provides retirement, disability, death and survivor benefits of eligible members or beneficiaries. Benefits are based on members' years of service, age, and highest average salary. Members become fully vested in their retirement benefits with five years of credited service (5 months for elected or appointed officials). Members are eligible for retirement benefits upon attainment of the ages specified for their employment classification. The annual service retirement allowance for each month of credited service is 2.0% (2.3% for police/firefighters) of the average monthly salary for the highest consecutive 42 months.

The benefit payments for the Base Plan are calculated using a benefit formula adopted by the Idaho Legislature. The Base Plan is required to provide a 1% minimum cost of living increase per year provided the Consumer Price Index increases 1% or more. The PERSI Board has the authority to provide higher cost of living increases to a maximum of the Consumer Price Index movement or 6%, whichever is less; however, any amount above the 1% minimum is subject to review by the Idaho Legislature.

MACKAY SCHOOL DISTRICT #182

Notes to the Basic Financial Statements For the Year Ended June 30, 2019

NOTE 6 PENSION PLAN (continued)

Member and Employer Contributions

Member and employer contributions paid to the Base Plan are set by statute and are established as a percent of covered compensation and earnings from investments. Contribution rates are determined by the PERSI Board within limitations, as defined by state law. The Board may make periodic changes to employer and employee contribution rates (expressed as percentages of annual covered payroll) that are adequate to accumulate sufficient assets to pay benefits when due.

The contribution rates for employees are set by statute at 60% (72%) of the employer rate. As of June 30, 2018 it was 6.79% (8.36%). The employer contribution rate as a percent of covered payroll is set by the Retirement Board and was 11.32% (11.66%). The Mackay School District's contributions were \$136,205 for the year ended June 30, 2019.

Pension Liabilities, Pension Expense (Revenue), and Deferred Outflows of Resources and Deferred Inflows of Resources Related to Pensions

At June 30, 2019, the Mackay School District reported a liability for its proportionate share of the net pension liability. The net pension liability was measured as of June 30, 2018, and the total pension liability used to calculate the net pension liability was determined by an actuarial valuation as of that date. The Mackay School District's proportion of the net pension liability was based on the District's share of contributions in the Base Plan pension plan relative to the total contributions of all participating PERSI Base Plan employers. At June 30, 2018, the District's proportion was .0338370%.

For the year ended June 30, 2019, the Mackay School District recognized pension expense of \$79,151. At June 30, 2019, the District reported deferred outflows of resources and deferred inflows of resources related to pensions from the following sources:

| | Deferred Outflows of Resources | Deferred Inflows of Resources |
|--|-----------------------------------|----------------------------------|
| Differences between expected and actual experience | \$ 54,787 | \$ 37,694 |
| Changes in assumptions or other inputs | 32,476 | - |
| Net difference between projected and actual earnings on pension plan investments | - | 55,453 |
| Changes in the employer's proportion and differences between the employer's contributions and the employer's proportionate contributions | - | - |
| Contributions subsequent to the measurement date | <u>135,730</u> | <u>-</u> |
| TOTAL | \$ 222,993 | \$ 93,147 |

\$135,730 reported as deferred outflows of resources related to pensions resulting from Mackay School District contributions subsequent to the measurement date will be recognized as a reduction of the net pension liability in the year ending June 30, 2020.

The average of the expected remaining service lives of all employees that are provided with pensions through the System (active and inactive employees) determined at July 1, 2017 the beginning of the measurement period ended June 30, 2018 is 4.9 years.

MACKAY SCHOOL DISTRICT #182

Notes to the Basic Financial Statements
For the Year Ended June 30, 2019

NOTE 6 PENSION PLAN (continued)

Other amounts reported as deferred outflows of resources and deferred inflows of resources related to pensions will be recognized in pension expense (revenue) as follows:

Year ended June 30, 2018:

| | |
|------|-------------|
| 2019 | \$ 40,571 |
| 2020 | \$ 4,780 |
| 2021 | \$ (40,898) |
| 2022 | \$ (10,337) |

Actuarial Assumptions

Valuations are based on actuarial assumptions, the benefit formulas, and employee groups. Level percentages of payroll normal costs are determined using the Entry Age Normal Cost Method. Under the Entry Age Normal Cost Method, the actuarial present value of the projected benefits of each individual included in the actuarial valuation is allocated as a level percentage of each year's earnings of the individual between entry age and assumed exit age. The Base Plan amortizes any unfunded actuarial accrued liability based on a level percentage of payroll. The maximum amortization period for the Base Plan permitted under Section 59-1322, Idaho Code, is 25 years.

The total pension liability in the June 30, 2017 actuarial valuation was determined using the following actuarial assumptions, applied to all periods included in the measurement:


| | |
|----------------------------|-----------------------------------|
| Inflation | 3.25% |
| Salary Increases | 4.25 – 10.00% |
| Salary inflation | 3.75% |
| Investment rate of return | 7.10%, net of investment expenses |
| Cost-of-living adjustments | 1% |

Mortality rates were based on the RP – 2000 combined table for healthy males or females as appropriate with the following offsets:

- Set back 3 years for teachers
- No offset for male fire and police
- Forward one year for female fire and police
- Set back one year for all general employees and all beneficiaries

An experience study was performed for the period July 1, 2007 through June 30, 2013 which reviewed all economic and demographic assumptions other than mortality. Mortality and all economic assumptions were studied in 2014 for the period from July 1, 2009 through June 30, 2013. The Total Pension Liability as of June 30, 2018 is based on the results of an actuarial valuation date of July 1, 2018.

The long-term expected rate of return on pension plan investments was determined using the building block approach and a forward-looking model in which best estimate ranges of expected future real rates of return (expected returns, net of pension plan investment expense and inflation) are developed for each major asset class. These ranges are combined to produce the long-term expected rate of return by weighing the expected future real rates of return by the target asset allocation percentage and by adding expected inflation.



MACKAY SCHOOL DISTRICT #182

Notes to the Basic Financial Statements For the Year Ended June 30, 2019

NOTE 6 PENSION PLAN (continued)

Even though history provides a valuable perspective for setting the investment return assumption, the System relies primarily on an approach which builds upon the latest capital market assumptions. Specifically, the System uses consultants, investment managers and trustees to develop capital market assumptions in analyzing the System's asset allocation. The assumptions and the System's formal policy for asset allocation are shown below. The formal asset allocation policy is somewhat more conservative than the current allocation of System's assets.

The best-estimate range for the long-term expected rate of return is determined by adding expected inflation to expected long-term real returns and reflecting expected volatility and correlation. The capital market assumptions are as of January 1, 2017.

| Asset Class | Expected Return | Expected Risk | Strategic Normal | Strategic Ranges |
|-----------------------|------------------------|---------------------------|-----------------------------|----------------------|
| Equities | | | 70% | 66%-77% |
| Broad Domestic Equity | 9.15% | 19.00% | 55% | 50%-65% |
| International | 9.25% | 20.20% | 15% | 10%-20% |
| Fixed Income | 3.05% | 3.75% | 30% | 23%-33% |
| Cash | 2.25% | 0.90% | 0% | 0% - 5% |
| | | | | |
| Total Fund | Expected Return | Expected Inflation | Expected Real Return | Expected Risk |
| Actuary | 7.00% | 3.25% | 3.75% | N/A |
| Portfolio | 6.58% | 2.25% | 4.33% | 12.67% |


* Expected arithmetic return net of fees and expenses

Actuarial Assumptions:

| | |
|--|--------------|
| Assumed Inflation – Mean | 3.25% |
| Assumed Inflation – Standard Deviation | 2.00% |
| | |
| Portfolio Arithmetic Mean Return | 8.42% |
| Portfolio Long-Term Expected Geometric Rate of Return | 7.50% |
| Assumed Investment Expenses | 0.40% |
| Long-Term Expected Rate of Return, net of Investment Expenses | 7.10% |

Discount Rate

The discount rate used to measure the total pension liability was 7.10%. The projection of cash flows used to determine the discount rate assumed that contributions from plan members will be made at the current contribution rate. Based on these assumptions, the pension plans' net position was projected to be available to make all projected future benefit payments of current plan members. Therefore, the long-term expected rate of return on pension plan investments was applied to all periods of projected benefit payments to determine the total pension liability. The long-term expected rate of return was determined net of pension plan investment expense but without reduction for pension plan administrative expense.



MACKAY SCHOOL DISTRICT #182

Notes to the Basic Financial Statements For the Year Ended June 30, 2019

NOTE 6 PENSION PLAN (continued)

Sensitivity of the District's proportionate share of the net pension liability to changes in the discount rate.

The following presents Mackay School District's proportionate share of the net pension liability calculated using the discount rate of 7.10 percent, as well as what the District's proportionate share of the net pension liability would be if it were calculated using a discount rate that is 1-percentage-point lower (6.10 percent) or 1-percentage-point higher (8.10 percent) than the current rate:

| | 1% Decrease (6.10%) | Current Discount Rate (7.10%) | 1% Increase (8.10%) |
|---|------------------------|-------------------------------------|------------------------|
| Proportionate share of the net pension liability (asset) | 1,249,364 | 499,102 | (122,147) |

Pension plan fiduciary net position

Detailed information about the pension plan's fiduciary net position is available in the separately issued PERSI financial report.

PERSI issues a publicly available financial report that includes financial statements and the required supplementary information for PERSI. That report may be obtained on the PERSI website at www.persi.idaho.gov.


NOTE 7 COMPENSATED ABSENCES

The District provides personal and sick leave to its employees, as well as paid vacations depending on job classifications, lengths of service, and other factors. The estimated amount of compensation for future amounts totaled \$513 and has been recorded as a liability in the Statement of Net Position.

NOTE 8 DEFERRED REVENUES – FUND FINANCIAL STATEMENTS

Revenues are recognized when they become available to the District. Taxes and other receivables not received soon enough after year end to pay current liabilities do not represent available expendable resources and recognition of revenue is deferred until collection. Deferred revenues at year end consist of the following:

| | |
|-----------------------------------|------------------|
| Property taxes – General Fund | \$ 4,703 |
| Property taxes – Plant Facilities | <u>6,994</u> |
| Total Deferred Revenue | <u>\$ 11,697</u> |



MACKAY SCHOOL DISTRICT #182

**Notes to the Basic Financial Statements
For the Year Ended June 30, 2019**

NOTE 9 CONTINGENT LIABILITIES

Amounts received or receivable from grantor agencies are subject to audit and adjustment. The amount, if any of expenditures which may be disallowed by the grantor cannot be determined at this time although the District expects such amount, if any, to be immaterial.

NOTE 10 SUBSEQUENT EVENTS

Subsequent events were reviewed through the date of the report, August 27, 2019. As of the date of the report there are no known subsequent events that will have a material effect on the operation of the District.

NOTE 11 RELATED PARTY TRANSACTIONS

The District has not been involved in any related party transactions that would violate the Idaho Code or applicable federal regulations.

NOTE 12 LEASE—PURCHASE COMMITMENTS

The District has not entered into any lease-purchase commitments.

NOTE 13 DEFICIT FUND BALANCES

The District has the following negative fund balances:

| | |
|------------------------------------|----------|
| Drivers Education | \$ 2,573 |
| Title VI-B IDEA School-Age | 1,355 |
| Title VI-A Student Support | 1,494 |
| Title IV-A Safe & Drug Free School | 60 |

NOTE 14 ECONOMIC DEPENDENCY

The District is economically dependent on the State of Idaho from which it receives approximately 80% of its revenues.

NOTE 15 POST RETIREMENT BENEFITS

Mackay School District #182 funds post-retirement benefits through PERSI. During the school year ended June 30, 2019, the district paid 1.16% of the wages covered by PERSI to the State of Idaho. Upon retirement, one-half of the employee's accumulated sick leave is transferred from the sick leave pool established by PERSI to the individual employee's retirement account. These funds are used to pay post-retirement health insurance premiums.

MACKAY SCHOOL DISTRICT #182

**Notes to the Basic Financial Statements
For the Year Ended June 30, 2019**

NOTE 16 RETIREMENT HEALTHCARE PLAN


GASB Statement 45, is an accounting and financial reporting requirement for employers to measure and report the cost and liabilities associated with other (than pension) postemployment benefits (OPEB).

Mackay School District #182's Employee Group Benefits Plan is a single-employer defined benefit healthcare plan administered by Blue Cross of Idaho. Blue Cross provides medical, prescription drug insurance and dental benefits to eligible retirees and their eligible dependents.

A retiree who retires with the Public Employee Retirements System of Idaho (PERSI) is eligible to keep the District's health insurance as a retiree until age 65, or until the retiree is eligible for coverage under Medicare. Retirement eligibility is determined based on a minimum of reaching age 55 with at least five years of membership with a PERSI employer. The retiree is on the same medical plan as the District's active employees. The District's required contribution is based on projected pay-as-you-go financing requirements.

The District has not implemented the requirements of GASB Statement 45 and as a result has not determined in annual OPEB cost and net OPEB obligation. The District's plan is considered to be unfunded since there are no assets and retiree benefits are paid annually on a cash basis.


REQUIRED SUPPLEMENTAL INFORMATION



MACKAY SCHOOL DISTRICT #182
SCHEDULE OF REVENUES, EXPENDITURES, AND CHANGES IN FUND BALANCES
BUDGET AND ACTUAL - GENERAL FUND
For Year Ended June 30, 2019

| | Budget Amount Original | Budget Amount Final | Actual Amounts | Final Budget Variance - Positive (Negative) |
|---|------------------------------|---------------------------|-------------------|--|
| GENERAL M & O FUND | | | | |
| REVENUES: | | | | |
| Local revenues: | | | | |
| Property taxes..... | \$ 89,787 | \$ 90,320 | \$ 91,308 | \$ 988 |
| Earnings on investments..... | 1,100 | 1,100 | 4,774 | 3,674 |
| Other..... | 23,500 | 28,230 | 30,205 | 1,975 |
| State revenue..... | 1,785,751 | 1,892,234 | 1,969,685 | 77,451 |
| Federal revenue..... | 10,842 | 14,692 | 29,697 | 15,005 |
| Total revenue..... | 1,910,980 | 2,026,576 | 2,125,669 | 99,093 |
| EXPENDITURES: | | | | |
| Instructional: | | | | |
| Elementary school program..... | 513,981 | 592,548 | 498,507 | 94,041 |
| Secondary school program..... | 612,446 | 613,344 | 579,887 | 33,457 |
| Exceptional school program..... | 113,293 | 105,040 | 76,229 | 28,811 |
| Preschool school program..... | 24,406 | 27,371 | 27,391 | (20) |
| School activity program..... | 32,677 | 37,564 | 30,979 | 6,585 |
| Total instructional..... | 1,296,803 | 1,375,867 | 1,212,993 | 162,874 |
| Support Services: | | | | |
| Attendance and guidance..... | 10,360 | 28,323 | 11,554 | 16,769 |
| Educational media program..... | 9,273 | 19,810 | 18,738 | 1,072 |
| School administration program..... | 169,959 | 167,423 | 166,590 | 833 |
| Administration..... | 132,972 | 140,607 | 109,311 | 31,296 |
| Maintenance and improvements: | | | | |
| buildings, grounds, and equipment..... | 294,627 | 404,209 | 330,376 | 73,833 |
| Pupil transportation..... | 225,494 | 223,323 | 189,102 | 34,221 |
| Total support services..... | 842,685 | 983,695 | 825,671 | 158,024 |
| Food service program..... | 6,862 | 7,807 | 5,397 | 2,410 |
| Capital assets..... | 121,495 | 59,734 | - | 59,734 |
| Total expenditures..... | 2,267,845 | 2,427,103 | 2,044,061 | 383,042 |
| Excess (deficiency) of revenues over (under) expenditures..... | (356,865) | (400,527) | 81,608 | 482,135 |
| OTHER FINANCING SOURCES (USES): | | | | |
| Net transfer in (out)..... | (40,000) | (63,927) | (47,322) | 16,605 |
| Excess (deficiency) of revenues and other financing sources over (under) expenditures and other financing sources (uses)..... | (396,865) | (464,454) | 34,286 | 498,740 |
| FUND BALANCE: | | | | |
| Beginning balance..... | 687,731 | 840,943 | 840,943 | - |
| Ending balance..... | \$ 290,866 | \$ 376,489 | \$ 875,229 | \$ 498,740 |


The notes to the financial statements are an integral part of this statement.



MACKAY SCHOOL DISTRICT #182
SCHEDULE OF REVENUES, EXPENDITURES, AND CHANGES IN FUND BALANCES
BUDGET AND ACTUAL - MAJOR SPECIAL REVENUE FUND
For Year Ended June 30, 2019

| | Budget | | Final Budget |
|---|------------------------------|-----------------------|--------------------------|
| | Amount | Actual | Variance - |
| <u>FOOD SERVICE FUND</u> | <u>Original/Final</u> | <u>Amounts</u> | <u>Positive</u> |
| REVENUES: | | | <u>(Negative)</u> |
| Other local revenue..... | \$ 14,050 | \$ 19,765 | \$ 5,715 |
| Federal revenue..... | 40,600 | 40,612 | 12 |
| Total revenue..... | 54,650 | 60,377 | 5,727 |
| EXPENDITURES: | | | |
| Non-Instructional Programs | | | |
| Food service program..... | 79,440 | 75,842 | 3,598 |
| Total expenditures..... | 79,440 | 75,842 | 3,598 |
| Excess (deficiency) of revenues over (under) expenditures..... | (24,790) | (15,465) | 9,325 |
| OTHER FINANCING SOURCES (USES): | | | |
| Net transfer in (out)..... | 20,000 | 3,395 | (16,605) |
| FUND BALANCE: | | | |
| Beginning balance..... | 12,070 | 12,070 | - |
| Ending balance..... | \$ 7,280 | \$ - | \$ (7,280) |


The notes to the financial statements are an integral part of this statement.



MACKAY SCHOOL DISTRICT #182
SCHEDULE OF REVENUES, EXPENDITURES, AND CHANGES IN FUND BALANCES
BUDGET AND ACTUAL - MAJOR SPECIAL REVENUE FUND
For Year Ended June 30, 2019

| | Budget | | Final Budget |
|--|------------------------------|-----------------------|--------------------------|
| | Amount | | Variance - |
| <u>FEDERAL FOREST RESERVE</u> | <u>Original/Final</u> | <u>Actual</u> | <u>Positive</u> |
| | | <u>Amounts</u> | <u>(Negative)</u> |
| REVENUES: | | | |
| Other local revenue..... | \$ 4,500 | \$ 15,816 | \$ 11,316 |
| Federal revenue..... | 129,740 | 138,316 | 8,576 |
| Total revenue..... | 134,240 | 154,132 | 19,892 |
| EXPENDITURES: | | | |
| Instructional: | | | |
| Elementary school capital outlay..... | - | - | - |
| Secondary school capital outlay..... | - | - | - |
| Support Services: | | | |
| Administration..... | - | - | - |
| Maintenance and improvements: | | | |
| buildings, grounds, and equipment..... | - | - | - |
| Total expenditures..... | - | - | - |
| Excess (deficiency) of revenues over | | | |
| (under) expenditures..... | 134,240 | 154,132 | 19,892 |
| OTHER FINANCING SOURCES (USES): | | | |
| Net transfer in (out)..... | - | - | - |
| FUND BALANCE: | | | |
| Beginning balance..... | 1,150,288 | 1,150,288 | - |
| Ending balance..... | \$ 1,284,528 | \$ 1,304,420 | \$ 19,892 |


The notes to the financial statements are an integral part of this statement.



MACKAY SCHOOL DISTRICT #182
SCHEDULE OF REVENUES, EXPENDITURES, AND CHANGES IN FUND BALANCES
BUDGET AND ACTUAL - MAJOR SPECIAL REVENUE FUND
For Year Ended June 30, 2019

| <u>PLANT FACILITIES</u> | Budget | | Final Budget |
|--|-----------------------|----------------|---------------------|
| | Amount | Actual | Variance - |
| | Original/Final | Amounts | Positive |
| | | | (Negative) |
| REVENUES: | | | |
| Other local revenue..... | \$ 125,290 | \$ 134,333 | \$ 9,043 |
| State revenue..... | 23,000 | 26,748 | - |
| Federal revenue..... | - | - | - |
| Total revenue..... | 148,290 | 161,081 | 9,043 |
| EXPENDITURES: | | | |
| Instructional: | | | |
| Elementary school program..... | - | - | - |
| Secondary school program..... | - | - | - |
| Other Instructional Programs..... | 20,500 | 19,957 | 543 |
| Support Services: | | | |
| Educational Media..... | - | - | - |
| Maintenance and improvements: | | | |
| buildings, grounds, and equipment..... | 41,000 | 15,620 | 25,380 |
| Transportation..... | 50,000 | - | 50,000 |
| Capital Assets..... | - | - | - |
| Total expenditures..... | 111,500 | 35,577 | 75,923 |
| Excess (deficiency) of revenues over | | | |
| (under) expenditures..... | 36,790 | 125,504 | 88,714 |
| OTHER FINANCING SOURCES (USES): | | | |
| Net transfer in (out)..... | 32,927 | 32,927 | - |
| FUND BALANCE: | | | |
| Beginning balance..... | 608,329 | 608,329 | - |
| Ending balance..... | \$ 678,046 | \$ 766,760 | \$ 88,714 |

The notes to the financial statements are an integral part of this statement.



MACKAY SCHOOL DISTRICT #182
SCHEDULE OF EMPLOYER'S SHARE OF NET PENSION LIABILITY
PERSI - Base Plan
Last 10 Fiscal Years*

| | <u>2019</u> |
|--|--------------|
| Mackay School District's portion of the net pension liability | 0.0338370% |
| Mackay School District's proportionate share of the net pension liability | \$ 449,102 |
| Mackay School District's covered-employee payroll | \$ 1,203,225 |
| Mackay School District's proportional share of the net pension liability as a percentage of its covered-employee payroll | 37.32% |
| Plan fiduciary net position as a percentage of the total pension liability | 90.68% |

- Data reported is measured as of July 1, 2018

| | <u>2018</u> |
|--|--------------|
| Mackay School District's portion of the net pension liability | 0.0351789% |
| Mackay School District's proportionate share of the net pension liability | \$ 552,952 |
| Mackay School District's covered-employee payroll | \$ 1,091,903 |
| Mackay School District's proportional share of the net pension liability as a percentage of its covered-employee payroll | 50.64% |
| Plan fiduciary net position as a percentage of the total pension liability | 90.68% |

- Data reported is measured as of July 1, 2017

| | <u>2017</u> |
|--|--------------|
| Mackay School District's portion of the net pension liability | 0.0346165% |
| Mackay School District's proportionate share of the net pension liability | \$ 701,730 |
| Mackay School District's covered-employee payroll | \$ 1,095,077 |
| Mackay School District's proportional share of the net pension liability as a percentage of its covered-employee payroll | 64.08% |
| Plan fiduciary net position as a percentage of the total pension liability | 87.26% |


- Data reported is measured as of July 1, 2016

| | <u>2016</u> |
|--|--------------|
| Mackay School District's portion of the net pension liability | 0.0354114% |
| Mackay School District's proportionate share of the net pension liability | \$ 466,311 |
| Mackay School District's covered-employee payroll | \$ 1,057,863 |
| Mackay School District's proportional share of the net pension liability as a percentage of its covered-employee payroll | 44.08% |
| Plan fiduciary net position as a percentage of the total pension liability | 91.38% |

- Data reported is measured as of July 1, 2015

** GASB Statement No. 68 requires ten years of information to be presented in this table. However, until a full 10-year trend is compiled, Mackay School District will only present those years for which information is available.*

The notes to the financial statements are an integral part of this statement.



MACKAY SCHOOL DISTRICT #182
SCHEDULE OF EMPLOYER CONTRIBUTIONS
PERSI - Base Plan
Last 10 Fiscal Years*

| | 2019 |
|--|--------------|
| Statutorily required contribution | \$ 136,205 |
| Contributions in relation to the statutorily required contribution | \$ 135,730 |
| Contribution (deficiency) excess | \$ (475) |
| Employer's covered-employee payroll | \$ 1,203,225 |
| Contributions as a percentage of covered-employee payroll | 11.28% |

- Data reported is measured as of June 30, 2018

| | 2018 |
|--|--------------|
| Statutorily required contribution | \$ 123,603 |
| Contributions in relation to the statutorily required contribution | \$ 122,992 |
| Contribution (deficiency) excess | \$ (611) |
| Employer's covered-employee payroll | \$ 1,091,903 |
| Contributions as a percentage of covered-employee payroll | 11.26% |

- Data reported is measured as of June 30, 2017

| | 2017 |
|--|--------------|
| Statutorily required contribution | \$ 123,963 |
| Contributions in relation to the statutorily required contribution | \$ 122,645 |
| Contribution (deficiency) excess | \$ (1,318) |
| Employer's covered-employee payroll | \$ 1,095,077 |
| Contributions as a percentage of covered-employee payroll | 11.20% |


- Data reported is measured as of June 30, 2016

| | 2016 |
|--|-------------|
| Statutorily required contribution | \$ 115,831 |
| Contributions in relation to the statutorily required contribution | \$ 113,756 |
| Contribution (deficiency) excess | \$ (2,075) |
| Employer's covered-employee payroll | \$ 988,371 |
| Contributions as a percentage of covered-employee payroll | 11.51% |

- Data reported is measured as of June 30, 2015

** GASB Statement No. 68 requires ten years of information to be presented in this table. However, until a full 10-year trend is compiled, Mackay School District will only present those years for which information is available.*

The notes to the financial statements are an integral part of this statement.



MACKAY SCHOOL DISTRICT #182

Notes to the Required Supplemental Information For the Year Ended June 30, 2019


NOTE 1 BUDGETS

Budgets are adopted on a basis consistent with accounting principles generally accepted in the United States of America. Annual appropriated budgets are adopted for all governmental funds types.

NOTE 2 LEGAL COMPLIANCE – BUDGETS

The District follows these procedures in establishing the budgetary data reflected in the financial statements.

1. The District annually prepares a budget by estimating the probable amount of money necessary for all purposes for which an appropriation is to be made (including interest and principal due on the bonded debt) and by itemizing and classifying the proposed expenditures as nearly as may be practicable. To support such proposed expenditures, the District prepares an estimate of the total revenue anticipated during the ensuing fiscal year for which a budget is being prepared and classifies such receipts by source as nearly as may be possible and practicable.
2. The proposed budget is published.
3. A public hearing is conducted to obtain citizen comments.
4. The budget is formally adopted through approval by the board of trustees.
5. The District may, after school starts and actual enrollment figures are known, amend the budget using the same procedures which were used in adopting the original budget. A budget may be amended downward in any instance. However, amendment to a greater amount than adopted can only happen if the District receives additional revenues in that fiscal year as a result of an increase in non-property tax related receipts. Once the change is justified, the process for formal adoption is as described above.
6. Budgetary integration is employed as a management control device during the year for all funds. Legal budgetary control is established based upon total revenues and expenditures.
7. The level of control (level at which expenditures may not exceed budget) is the fund.
8. All annual appropriations lapse at fiscal year end.




MACKAY SCHOOL DISTRICT #182

**Notes to the Required Supplemental Information
For the Year Ended June 30, 2019**

NOTE 3 PENSION

The Mackay School District contributes to a cost-sharing multiple-employer defined benefit pension plan administered by Public Employee Retirement System of Idaho (PERSI or System) that covers substantially all employees of the State of Idaho, its agencies and various participating political subdivisions.

During the fiscal year ended June 30, 2019, there were no changes of benefit terms, neither was there any significant change in the composition of the population covered by the benefit terms. All assumptions used in actuarial calculations were not significantly different from those used in the past.



SUPPLEMENTAL INFORMATION

MACKAY SCHOOL DISTRICT #182
COMBINING BALANCE SHEET - NON MAJOR GOVERNMENTAL (SPECIAL REVENUE) FUNDS
For the Year Ended June 30, 2019

| | School Building Maintenance | Grant Funds | Drivers Education- State | Professional Technical- State | Technology- State | Substance Abuse State |
|---|-----------------------------------|------------------|--------------------------------|-------------------------------------|----------------------|-----------------------------|
| ASSETS | | | | | | |
| Cash..... | \$ 187,768 | \$ 40,687 | \$ - | \$ 1,504 | \$ 34,540 | \$ 10,530 |
| Other Receivable..... | - | - | - | - | - | - |
| Total Assets..... | <u>\$ 187,768</u> | <u>\$ 40,687</u> | <u>\$ -</u> | <u>\$ 1,504</u> | <u>\$ 34,540</u> | <u>\$ 10,530</u> |
| LIABILITIES AND FUND BALANCE | | | | | | |
| LIABILITIES | | | | | | |
| Accounts Payable..... | \$ - | \$ 683 | \$ - | \$ 1,486 | \$ 3,722 | \$ - |
| Interfund Payable..... | - | - | 2,573 | - | - | - |
| Salaries Payable..... | - | - | - | - | - | - |
| Benefits Payable..... | - | - | - | - | - | - |
| Total Liabilities..... | - | 683 | 2,573 | 1,486 | 3,722 | - |
| FUND BALANCE | | | | | | |
| Restricted..... | 187,768 | 40,004 | (2,573) | 18 | 30,818 | 10,530 |
| Total Liabilities and Fund Balance..... | <u>\$ 187,768</u> | <u>\$ 40,687</u> | <u>\$ -</u> | <u>\$ 1,504</u> | <u>\$ 34,540</u> | <u>\$ 10,530</u> |

The notes to the financial statements are an integral part of this statement.

| Title I-A Basic Programs | Title VI-B IDEA School-Age | Title VI-B IDEA Pre-school | State Based Medicaid | Title VI-A Student Support & Academic Enrich | Title II-A Imp. Teacher Quality | Title IV-A Safe & Drug Free School | Totals |
|--------------------------------|----------------------------------|----------------------------------|-------------------------|--|---------------------------------------|--|------------|
| \$ (9,685) | \$ (30,545) | \$ 1 | \$ 4,756 | \$ (10,349) | \$ (5,602) | \$ - | \$ 223,605 |
| 13,891 | 30,545 | - | - | 10,349 | 5,602 | - | 60,387 |
| \$ 4,206 | \$ - | \$ 1 | \$ 4,756 | \$ - | \$ - | \$ - | \$ 283,992 |
| \$ - | \$ 1,320 | \$ - | \$ - | \$ - | \$ - | \$ - | \$ 7,211 |
| - | 35 | - | - | 1,494 | - | 60 | 4,162 |
| 3,483 | - | - | - | - | - | - | 3,483 |
| 723 | - | - | - | - | - | - | 723 |
| 4,206 | 1,355 | - | - | 1,494 | - | 60 | 15,579 |
| - | (1,355) | 1 | 4,756 | (1,494) | - | (60) | \$ 268,413 |
| \$ 4,206 | \$ - | \$ 1 | \$ 4,756 | \$ - | \$ - | \$ - | \$ 283,992 |

The notes to the financial statements are an integral part of this statement.

MACKAY SCHOOL DISTRICT #182
COMBINING STATEMENT OF REVENUE, EXPENDITURES AND CHANGES
IN FUND BALANCES - NON MAJOR GOVERNMENTAL (SPECIAL REVENUE) FUNDS
For the Year Ended June 30, 2019

| | School Building Maintenance | Grant Funds | Drivers Education- State | Professional Technical- State | Technology- State | Substance Abuse- State |
|---|-----------------------------------|------------------|--------------------------------|-------------------------------------|----------------------|------------------------------|
| REVENUES: | | | | | | |
| Other local revenues..... | \$ - | \$ 49,957 | \$ 3,960 | \$ - | \$ - | \$ - |
| State sources..... | - | - | 1,250 | 45,314 | 73,143 | 12,023 |
| Federal sources..... | - | - | - | - | - | - |
| Total Revenues..... | <u>\$ -</u> | <u>\$ 49,957</u> | <u>\$ 5,210</u> | <u>\$ 45,314</u> | <u>\$ 73,143</u> | <u>\$ 12,023</u> |
| EXPENDITURES: | | | | | | |
| Elementary..... | - | 13,157 | - | - | 23,353 | 1,074 |
| Secondary..... | - | 5,188 | 6,786 | 45,048 | 35,102 | 3,808 |
| Administration - district..... | - | - | - | - | - | - |
| Administration - school..... | - | - | - | - | - | - |
| Capital outlay..... | - | 36,301 | - | - | - | - |
| Total Expenditures..... | <u>\$ -</u> | <u>\$ 54,646</u> | <u>\$ 6,786</u> | <u>\$ 45,048</u> | <u>\$ 58,454</u> | <u>\$ 4,882</u> |
| Excess Revenues over Expenditures..... | - | (4,689) | (1,576) | 266 | 14,689 | 7,141 |
| OTHER FINANCING SOURCES (USES): | | | | | | |
| Net transfer in (out)..... | 5,000 | 6,000 | - | - | - | - |
| Excess (deficiency) of revenues and other financing sources over (under) expenditures and other financing sources (uses)..... | 5,000 | 1,311 | (1,576) | 266 | 14,689 | 7,141 |
| FUND BALANCE: | | | | | | |
| Beginning Balance..... | 182,768 | 38,693 | (997) | (248) | 16,129 | 3,389 |
| Ending Balance..... | <u>\$ 187,768</u> | <u>\$ 40,004</u> | <u>\$ (2,573)</u> | <u>\$ 18</u> | <u>\$ 30,818</u> | <u>\$ 10,530</u> |

The notes to the financial statements are an integral part of this statement.

| Title I-A Basic Programs | Title VI-B IDEA School-Age | Title VI-B IDEA Pre-school | State Based Medicaid | Title VI-A Student Support & Academic Enrich | Title II-A Imp. Teacher Quality | Title IV-A Safe & Drug Free School | Totals |
|--------------------------------|----------------------------------|----------------------------------|-------------------------|--|---------------------------------------|--|------------|
| \$ - | \$ - | \$ - | \$ - | \$ - | \$ - | \$ - | \$ 53,917 |
| - | - | - | - | - | - | - | 131,730 |
| 32,112 | 49,868 | 5,296 | 22,641 | 10,449 | 6,266 | - | 126,632 |
| \$ 32,112 | \$ 49,868 | \$ 5,296 | \$ 22,641 | \$ 10,449 | \$ 6,266 | \$ - | \$ 312,279 |
| 29,492 | 24,408 | 4,838 | 17,885 | 11,650 | 2,436 | - | 128,293 |
| - | 26,870 | - | - | 100 | - | - | 122,902 |
| 2,504 | - | - | - | - | 3,830 | - | 6,334 |
| - | - | - | - | - | - | - | - |
| - | - | - | - | - | - | - | 36,301 |
| \$ 31,996 | \$ 51,278 | \$ 4,838 | \$ 17,885 | \$ 11,750 | \$ 6,266 | \$ - | \$ 293,829 |
| 116 | (1,410) | 458 | 4,756 | (1,301) | - | - | 18,450 |
| - | - | - | - | - | - | - | 11,000 |
| 116 | (1,410) | 458 | 4,756 | (1,301) | - | - | 29,450 |
| (116) | 55 | (457) | - | (193) | - | (60) | 238,963 |
| \$ - | \$ (1,355) | \$ 1 | \$ 4,756 | \$ (1,494) | \$ - | \$ (60) | \$ 268,413 |

The notes to the financial statements are an integral part of this statement.

MACKAY SCHOOL DISTRICT #182
SUMMARY OF SCHEDULE OF CHANGES IN STUDENT ACTIVITY FIDUCIARY FUNDS
For the Year Ended June 30, 2019

| | Beginning Balance | Additions | Distributions | Ending Balance |
|---|----------------------|-------------------|-------------------|-------------------|
| High school & Jr. High..... | \$ 36,275 | \$ 179,023 | \$ 173,508 | \$ 41,790 |
| Elementary school..... | 17,892 | 7,779 | 9,031 | 16,640 |
| Surplus Property Accounts: | | | | |
| ireland Bank - Mackay Surplus Property..... | 41,563 | 195,771 | 211,129 | 26,205 |
| Total student accounts..... | <u>\$ 95,730</u> | <u>\$ 382,573</u> | <u>\$ 393,668</u> | <u>\$ 84,635</u> |

The notes to the financial statements are an integral part of this statement.

JENSEN POULSEN & COMPANY, PLLC

CERTIFIED PUBLIC ACCOUNTANTS

P.O. BOX 50700

185 S. CAPITAL

IDAHO FALLS, IDAHO 83405-0700

ERNEST M. JENSEN, M.B.A., C.P.A.

ROBERT B. POULSEN, C.P.A.

SHERI L. POULSEN, C.P.A.

TELEPHONE: (208) 522-2295

(208) 522-1330

FAX: (208) 522-2297

(208) 523-5699

INDEPENDENT AUDITOR'S REPORT ON INTERNAL CONTROL OVER FINANCIAL REPORTING AND ON COMPLIANCE AND OTHER MATTERS BASED ON AN AUDIT OF FINANCIAL STATEMENTS PERFORMED IN ACCORDANCE WITH *GOVERNMENT AUDITING STANDARDS*

Board of Trustees
Mackay School District #182
Mackay, ID 83251


We have audited, in accordance with the auditing standards generally accepted in the United States of America and the standards applicable to financial audits contained in *Governments Auditing Standards* issued by the Comptroller General of the United States, the financial statements of the governmental activities, each major fund, and the aggregate remaining fund information of Mackay School District #182, as of and for the year ended June 30, 2019, and the related notes to the financial statements, which collectively comprise Mackay School District #182's basic financial statements and have issued our report thereon dated August 27, 2019.

Internal Control over Financial Reporting

In planning and performing our audit, we considered Mackay School District #182's internal control over financial reporting (internal control) to determine the audit procedures that are appropriate in the circumstances for the purpose of expressing our opinions on the financial statements, but not for the purpose of expressing an opinion on the effectiveness of Mackay School District #182's internal control. Accordingly, we do not express an opinion on the effectiveness of Mackay School District #182's internal control.

A *deficiency in internal control* exists when the design or operation of a control does not allow management or employees, in the normal course of performing their assigned functions, to prevent or detect misstatements on a timely basis. A *material weakness* is a deficiency, or a combination of deficiencies, in internal control such that there is a reasonable possibility that a material misstatement of the entity's financial statements will not be prevented, or detected and corrected on a timely basis. A *significant deficiency* is a deficiency, or a combination of deficiencies, in internal control that is less severe than a material weakness, yet important enough to merit attention by those charged with governance.

Our consideration of internal control was for the limited purpose described in the preceding paragraph and was not designed to identify all deficiencies in internal control that might be material weaknesses or significant deficiencies. Given these limitations, during our audit we did not identify and deficiencies in internal control that we consider to be material weaknesses. However, material weaknesses may exist that have not been identified



Compliance and Other Matters

As part of obtaining reasonable assurance about whether Mackay School District #182's financial statements are free of material misstatement, we performed tests of its compliance with certain provisions of laws, regulations, contracts, and grant agreements, noncompliance with which could have a direct and material effect on the determination of financial statement amounts. However, providing an opinion on compliance with those provisions was not an objective of our audit, and accordingly, we do not express such an opinion. The results of our tests disclosed no instances of noncompliance or other matters that are required to be reported under *Government Auditing Standards*.

Purpose of this Report

The Purpose of this report is solely to describe the scope of our testing of internal control and compliance and the results of that testing, and not to provide an opinion of the effectiveness of the entity's internal control or on compliance. This report is an integral part of an audit performed in accordance with *Government Auditing Standards* in considering the entity's internal control and compliance. Accordingly, this communication is not suitable for any other purpose.

Jensen Poulsen & Company, PLLC

JENSEN POULSEN & COMPANY, PLLC
Certified Public Accountants

Idaho Falls, ID
August 27, 2019

